

# registration guidelines of the award

# european prize for urban public space 2024

# access to registration procedures 01

## Step 1

Enter the 2024 edition of the [Prize](#) and click on the **Registration** button, which will be active from March 5th to April 16th.

From the upper black strip, you can change the language of the interface –English, Catalan or Spanish – with which you will make your registration.

In case of submitting more than one work to the Prize, it is necessary to do this process for each one of the works.

## Step 2

Click on **New registration** to begin a registration process. If you wish to make more than one registration for the Prize, be sure to close the session of the first registration —by clicking on the work code in the upper black strip— before starting a new one.

If you have already begun the registration process for a work, click on **Access my registration** to enter in it, using your work code and your password.


The screenshot shows the top navigation bar of the Public Space website. The header includes the logo and name 'public space' on the left, and language options 'English | Català | Castellano' on the right. Below the header is a main navigation menu with 'The Prize' highlighted in yellow, followed by 'Works', 'Multimedia', 'Activities', and 'About us'. A search bar is located on the right side of the menu. The main content area has a breadcrumb trail: 'Home > The Prize > Registration'. Below this, there are two prominent buttons: 'New registration' and 'Access my registration', both highlighted in yellow. The text on the page provides instructions for users, including a welcome message and a recommendation to read the rules and registration guidelines. It also mentions that multiple works require separate registration processes.

## Step 1: award category selection

It is necessary to select in which of the two award categories - general or seafront - the work is submitted. The same work may not be submitted in both categories.

CCCB | CCCB EDUCADIO | CCCB LAB | KOSMOPOLIS | PUBLIC SPACE | XCENTRIC

English | Català | Castellano

 public space

The Prize Works Multimedia Activities About us

Search... Q

Home > The Prize > Registration

Edition 2024

## New registration

**Welcome to the European Prize for Urban Public Space 2024**

Works presented for the Prize must be in the name of the authors and/or the promoters, or institutions responsible for the project.

The presenter is the main contact with the Prize organisation both for competition purposes and for future contacts, and may be asked to verify the information supplied and/or to furnish all the documentation necessary.


Regarding their registration details, participants assume full responsibility for the accuracy of the information submitted and guarantee that all necessary permissions have been obtained on the documentation submitted so that Public Space may publish it, reproduce it and distribute copies under the auspices of the Award.

Please fill in the following fields, making sure that all the information provided is correct. You must select in which of the two award categories - general or seafront - you want to enter the work.

By means of this form, a work code will be generated for your registration. With this code and your password, you may proceed with the registration process.

If you have any doubts or questions regarding registration and the documentation that must be submitted, we recommend that you consult the [rules](#) and the registration guidelines. In case of any further doubts or if you need assistance during the registration process, please do not hesitate to contact [publicspace@cccb.org](mailto:publicspace@cccb.org)

Thank you for your participation!

Category in which you register 

---

General category

Seafront

# new registration/2 02

## Step 2: data of the person presenting the work +password

Works might be presented in the name of author, in the name of the developer, or both. The presenter is the main contact with the Prize organisation.

The information on the form must be submitted in lowercase.

It is important to check the appropriate box to receive information about this and future editions of the Award.

The Prize Works Multimedia Activities About us

Search...

## New registration

Welcome to the European Prize for Urban Public Space 2022

Works presented for the Prize must be in the name of the authors and/or the promoters, or institutions responsible for the project.

The presenter is the main contact with the Prize organisation both for competition purposes and for future contacts, and may be asked to verify the information supplied and/or to furnish all the documentation necessary.

Regarding their registration details, participants assume full responsibility for the accuracy of the information submitted and guarantee that all necessary permissions have been obtained on the documentation submitted so that Public Space may publish it, reproduce it and distribute copies under the auspices of the Award.

If you have any doubts or questions regarding registration and the documentation that must be submitted, we recommend that you consult the [rules](#) and the [registration guidelines](#). In case of any further doubts or if you need assistance during the registration process, please do not hesitate to contact [publicspace@cccib.org](mailto:publicspace@cccib.org)

Please fill in the following fields, making sure that all the information provided is correct. By means of this form, a work code will be generated for your registration. With this code and your password, you may proceed with the registration process.

Thank you for your participation!

### Data of the person presenting the work

★ All fields are mandatory

Name ★ Anna

Last name ★ Salabert

Email ★ asalabert@tortosarq.com

Phone ★ +3466068900

Password ★

Repeat password ★

I want to receive Prize communications


I accept the [data protection policy](#) ★

## Step 3: data of the work

If possible, avoid including the name of the city in the name of the work.

Work data

Original name	Parc del Riu Ebre
Name (English) *	Ebre River Park
City *	Tortosa
Country *	Spain

  
↻


Text Verification \*

Save

## Step 4: workcode + password

A **work code** is generated that, with the password, it allows you to access the private area from where you can continue the registration process. You will also receive an email with the name of the work and the work code, as a reminder.

CCCB | CCCB EDUCACIÓ | CCCB LAB | KOSMOPOLIS | PUBLIC SPACE | XCÈNTRIC English | Català | Castellano

 public space

The Prize Works Multimedia Activities About us Search...

Home > The Prize > Registration

✓ The code of work **z034** has been created successfully. To access your registration you must use this code and the password.

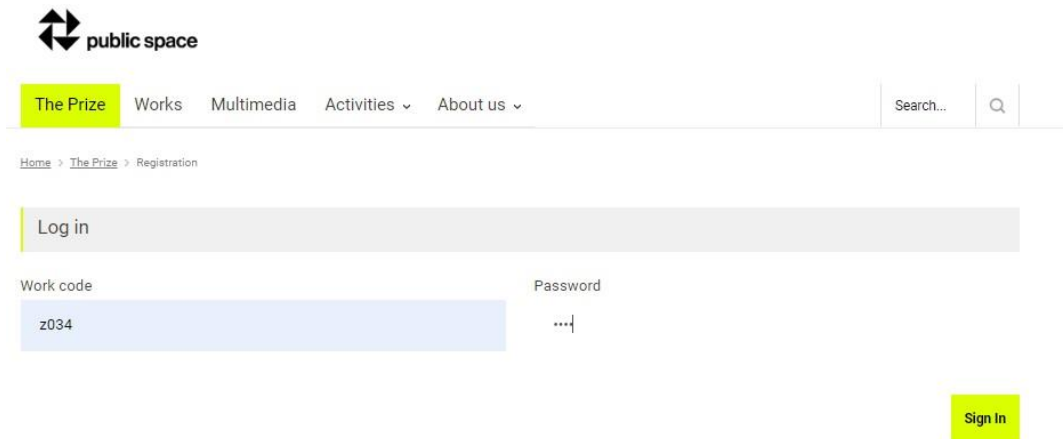
Log in

Work code: i013 Password: .....

Sign In

## Step 1: access to registration

From the **Access my registration** button you reach the same screen from where, through the project code and your password, you can enter the private registration area.



public space

The Prize Works Multimedia Activities About us

Search...

Home > The Prize > Registration

Log in

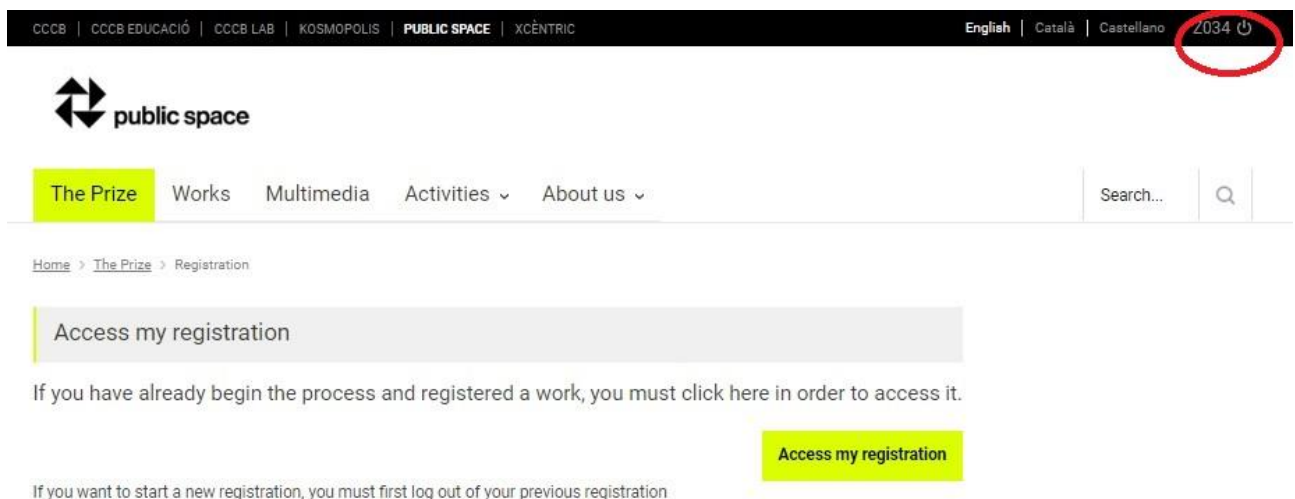
Work code Password

z034

Sign in

## Step 2: to begin another registration

If you want is to begin another registration, you will not be able to do it until you log out from your previous registration, by clicking on the work code in the upper black strip.



CCC B | CCC B EDUCACIÓ | CCC B LAB | KOSMOPOLIS | PUBLIC SPACE | XCÉNTRIC

English | Català | Castellano

2034

public space

The Prize Works Multimedia Activities About us

Search...

Home > The Prize > Registration

Access my registration

If you have already begin the process and registered a work, you must click here in order to access it.

Access my registration

If you want to start a new registration, you must first log out of your previous registration

# private area: start screen 04

## Step 1

### Important!

Using your work code and your password you may access this section as often as you wish to edit and complete the information until the online registration period closes (16 April at 12 pm)

**Attention! If a registration is not edited for 15 minutes, the session will expire and, although the registration can be edited, the changes will not be saved.**

From the **Preview** section you can preview your entry at any time as it will be seen by the members of the jury in the voting process.

From the **Review/Finalise** section you can review the status of your registration or check if there is any information or documentation missing, as well as closing your registration when it is finished. Once the process is finished, you will be able to enter the registration and see the information, but you will not be able to edit or modify it.

The screenshot shows the 'private area: start screen' for the 'Registration Z034' in 'Edition 2024'. The page header includes navigation links for CCOB, CCOB EDUCADÓ, CCOB LAB, KÓSMOPOLIS, PUBLIC SPACE, and XCENTRIC, along with language options (English, Català, Castellano) and a user profile icon (N022). The main navigation menu features 'The Prize' (highlighted), 'Works', 'Multimedia', 'Activities', and 'About us'. A search bar is located on the right. The breadcrumb trail reads 'Home > The Prize > Registration'. The main heading is 'Edition 2024 Registration Z034'. Below this is a horizontal menu with buttons for 'Start' (highlighted), 'Presenter', 'Work', 'Authors', 'Developers', 'Report', 'Images', 'Review/Finalise', and 'Preview >'. The main content area contains three paragraphs: 1) A welcome message stating that users can introduce all required information for their participation in the 2024 award, and that they can access this section as often as they wish to edit and complete the information until the online registration period closes (16 April at 12 p.m.). 2) A note advising users to consult the rules and registration guidelines if they have any doubts or questions, and to contact [publicspace@cccb.org](mailto:publicspace@cccb.org) for further doubts. 3) A request for users to fill in the following fields, making sure that all the required information is provided and that it is correct.

## Step 1

The presenter is the main contact with the Prize and might submit the work in the name of the authors, in the name of the promoters, or both.

Remember to save the information before continuing with your registration.

The Prize Works Multimedia Activities About us

## Registration Z034

Start Presenter Work Authors Developers Report Images Review/Finalise Preview

Data of the person presenting the work

\* All fields are mandatory

Name *	<input type="text" value="Anna"/>
Last name *	<input type="text" value="Salabert"/>
Organization *	<input type="text" value="Tortosa Arquitectura"/>
Email *	<input type="text" value="asalabert@tortosarq.com"/>
Address *	<input type="text" value="Plaça dels Banys, 5"/>
City *	<input type="text" value="Tortosa"/>
Country *	<input type="text" value="Spain"/>
Postal code *	<input type="text" value="43500"/>
Phone *	<input type="text" value="+34660468668"/>
Presented	<input checked="" type="checkbox"/> In name of the author <input type="checkbox"/> In name of the developer
Contact language *	<input type="text" value="Catalan"/>



## Step 1

Remember to save the information before continuing with your registration.

The Prize Works Multimedia Activities About us Search...

Start Presenter Work Authors Developers Report Images Review/Finalise Preview >

Work data

★ All fields are mandatory

Original name	Київська площа
Name (English) ★	Kyiv Square
City (original language) ★	Kyiv
Country ★	Ukraine
Category	SQUARE
Project management	
Constructor	
Web	<a href="http://www.ukrainesquare.com">www.ukrainesquare.com</a>
Beginning of the project ★	2022
Beginning of work ★	2022
End of work ★	2023
Area (m <sup>2</sup> ) ★	1,000
Cost (€) ★	500,000

Site management = person who manages the work

Website = website of the work

Surface of the work: Do not enter decimal points or text, only whole numbers.

Example: Correct format: 5000 /5,000. Incorrect format: 5.000.

Total cost: Do not enter commas or text, only whole numbers.

Example: Correct format: 5000 /5,000. Incorrect format: 5.000.

## Step 2: geolocation of the work

You can geolocate the work in two ways:

- Write the location of your work inside the text box
- Find and frame the site on the map

Once located, drag the placemark over the site and click to place it.

Remember to save the information before continuing with your registration.

The Prize Works Multimedia Activities About us

Search...

Mapa Satèl·lit Tortosa, Tortosa, Espanya

Google Teclès de direcció La imatgeria és ©2022. Institut Cartogràfic de Catalunya, Maxar Technologies Termes i condicions Informeu d'un error al mapa

Save

## Step 1

Clicking on the **Add Author** button creates the necessary authors

## Registration Z034

Start   Presenter   Work   **Authors**   Developers   Report   Images   Review/Finalise   **Preview >**

### Author info

Author	Delete
<u>Tortosa Arquitectura</u>	

**Add Author**

## Step 2

Select whether it is an individual author or a firm, company or group.

### Update Author

Individual  Group/Collective

Surname(s)/ Group name \*

Tortosa Arquitectura

Email \*

asalabert@tortosarq.com

Country \*

Spain

Collaborators

Ana Busquets, paisajista

Name

Contact person

Josep Miquel

City \*

Tortosa

Contact language \*

Català

**Save**

# private area: developers 08

## Step 1

Developers are the institutions that have sponsored or promoted the work. Clicking on the **Add Developer** button and create the necessary developers.

## Registration Z034

Start Presenter Work Authors **Developers** Report Images Review/Finalise Preview >

### Developer info

Developer	Delete
<a href="#">Ajuntament de Tortosa</a>	

Add Developer

## Step 2

### Update Developer

Name *	Ajuntament de Tortosa	Name in English *	Tortosa City Council
Contact person	Anna Salabert	Email *	asalabert@tortosa.rq.com
City *	Tortosa	Country *	Spain
Contact language *	Català		

Save

# private area: descriptive report 09

## Step 1


The four sections of the report must be completed in English –«Previous state», «Aim of the intervention», «Description» and «Evaluation»— with a maximum of 1200 characters per section.

By clicking on the question mark next to the name of the field, you will see an explanation of the content to be included in each section.

### Descriptive report (in English)


The descriptive report, written in English, is essential for the procedures of the Jury's work and, moreover, as a basic information for future texts describing the work, both in the Prize archive and in possible future publications and exhibitions.

Please fill in the following fields ensuring that the information provided is correct.

Previous state 

Objective description of starting-point situation prior to the intervention. History of the site, nature of the urban setting, inherent problems, spatial characteristics, and elements of value to be preserved. (approximate length:800-1200 characters including spaces)

966/1200

Aim of the intervention 

# private area: images 10

## Step 1



All images should be presented in low resolution, in .PNG or .JPG format, with a minimum of 2,000 pixels on the longest side and a maximum size of 3Mb per each image.

Each image is to be correctly identified with the code of the work, and must provide the following information: year, ownership of rights, and brief description of the image (in English).

A minimum of 10 and a maximum of 20 digital images are required, which must include:

- One photo prior to the intervention and one photo subsequent to the intervention, from the same standpoint if possible.
- Maps, drawings or photomaps of the location in its urban setting.
- Photographs of the finished work, in order from most to least representative. Images reflecting citizen use of the new public space are desirable.

In keeping with the needs of the Jury's decision-making procedures, the presenter may be contacted and asked to furnish high-resolution images and other complementary material.

### Before image ?

Name	Descarrega	Preview	Eliminar
<a href="#">Hereford_Cathedral_-_West_End_before.JPG</a>			

### After image ?

Name	Descarrega	Preview	Eliminar
<a href="#">ARM_013.jpg</a>			

### Work done images ?

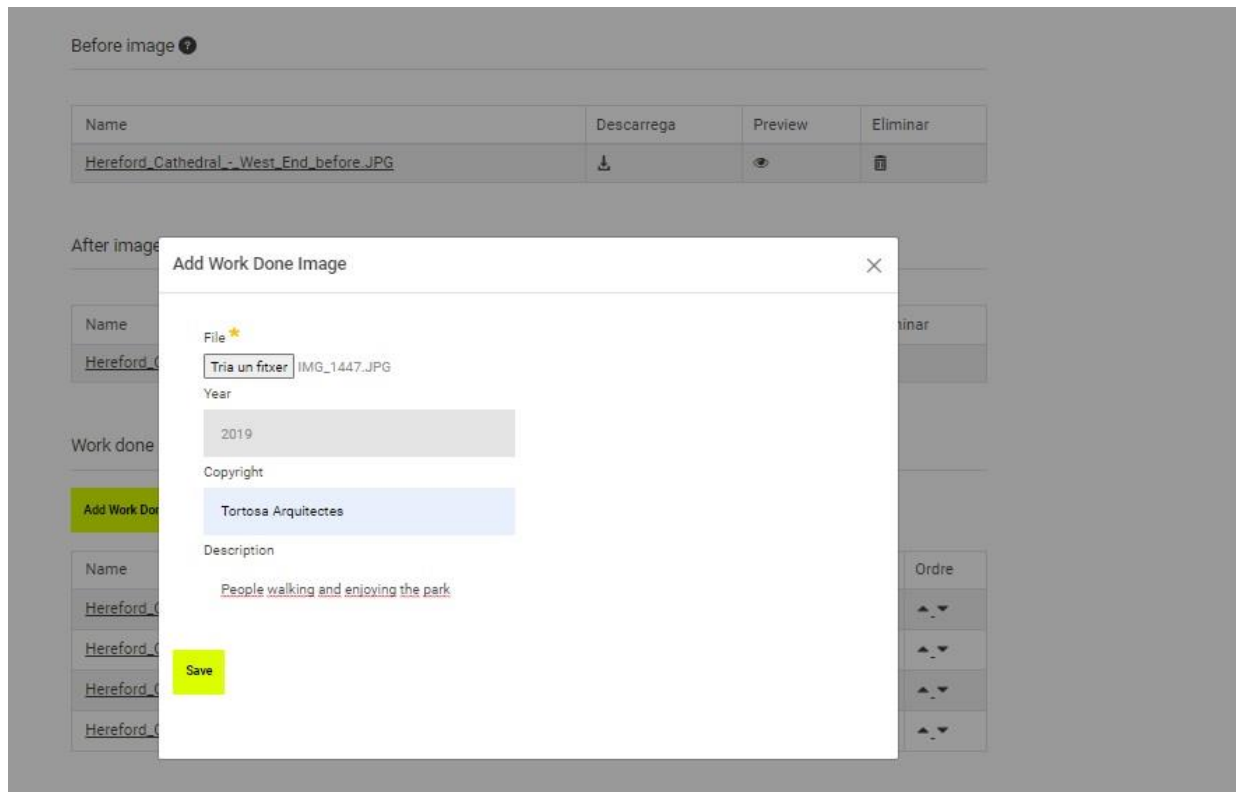
Add Work Done Image

Name	Descarrega	Preview	Eliminar	Ordre
<a href="#">Hereford_Cathedral_-_aspirational_West_End.jpg</a>				
<a href="#">IMG_1447.JPG</a>				
<a href="#">Hereford_Cathedral_-_architectural_lighting.jpg</a>				
<a href="#">Hereford_Cathedral_-_apple_tree_dedication.jpg</a>				

# private area: images/2 10

## Step 2

Remember to include the copyright information, as well as a descriptive sentence —in English— of the images.



## Step 1

From this section you can see your entry in the same format that the members of the jury will see it during the online voting process.

Start Present Work Authors Developers Report Images Reviews/Thanks **Photo**

### River Ebre Park

Tortosa (Spain), 2023



#### Previous state

The space of the River Ebre as it passes through Tortosa is a geographic element that has an enormous impact on the city. With the successive phases of urban growth on the far side of the river, beginning with new, mainly residential neighbourhoods, the watercourse, which was once tangential to the old city, has become progressively more central. This fact, along with the need to preserve a river system that has special biological characteristics, has given rise to the drafting of a Special Plan that identifies the river as a decisive element in the shape of the future city.

Prior to the project's implementation, the riverside areas, which were patchily occupied for a range of uses, were of difficult access, fragmented or in a state of dereliction. The riverbanks with their vegetable gardens and insalubrious dwellings, were visually unknown to Tortosa's inhabitants despite their central location, but were rather seen as places to be avoided.

#### Aim of the intervention

The Special Plan for the Protection of the Banks of the Ebre takes in the riverside areas throughout the municipal area, making clear the need to enhance the Ebre's double function as a natural corridor and metropolitan park, while also making the two aspects compatible. With this in mind, the whole river course and its area of influence along the 10.2 km involved was reserved as public land to be progressively acquired so that new urban activities could in future be located at the edges of the reserved space, thereby reinforcing its structural role within the city.

The Project of the new Ebre Central Park, as part of the strategy and criteria shaping the Special Plan, aimed to undertake a transformation of the river so as to constitute it within the axis of the future city-region of Tortosa, on the one hand restoring its qualities as landscape and protecting the biodiversity of the river system and, on the other, guaranteeing accessibility to the river so as to favour public use of the park without upsetting the delicate natural balance of the river.

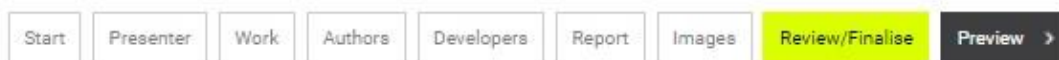


# private area: review & finalise 12

## Step 1

Review your registration. If there is information missing from any of the required fields, you will be informed.

### Registration Z034



Information is still needed in the following sections of your registration form:

- Images

We should appreciate your completing the registration process at your earliest convenience.

## Step 2

Once all required fields are fully completed, you must finish your registration from the **Finish** button.

Once the registration is closed, you can access it as many times as you want until the closing date of the registration period, but you will not be able to edit it or modify the information entered.

### Registration Z034



Your registration form is fully completed. To finalise the registration process click button "Finish". Once the process is finalised, it will not be possible to change the data on the form.

